

Let's get started!


1. Get the app.

Download the free *Hello Barbie™* Companion App from your smart device's app store. Data rates may apply.

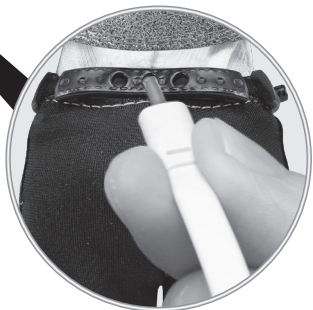


2. Charge Hello Barbie.

Open power port cover.



Plug charger into doll.




Plug charger into wall.



3. Power on.

Hold the power button for one second.



Left light will glow green.



4. Launch app.

Follow the in-app instructions to complete setup.

5. Hello Barbie is ready to talk!

